




...connecting to the aftermarket

CAM-TY1-AD

Toyota Camera Add On Interface



INSTRUCTION MANUAL

www.connects2.com

Designed and
Engineered
in the UK. 

CAM-TY1-AD


This product allows the addition of an aftermarket reverse camera to the OEM screen in a range of Toyota vehicles with Touch & Touch 2 head units.

Product Contents

1. Interface
2. Instruction

Application

TOYOTA 4 Runner, Auris
Avenis, Camry, Corolla,
Highlander, Hilux,
Landcruiser, RAV4,
Sequoia, Tacoma, Yaris



Prior to installation

Read the manual prior to installation. Technical knowledge is necessary for installation. The place of installation must be free of moisture and away from heat sources. Please ensure you use the correct tools to avoid damage to the vehicle or product.

Connects2 can not be held responsible for the installation of this product.

Technical Support

Connects2 want to provide a fast and suitable resolution should you encounter any technical issues. With this in mind, when contacting Connects2, try to provide as much information as possible. This will speed up the process and help us to help you.

Please use our dedicated online technical support centre: support.connects2.com




Subscribe to our YouTube Channel for installation guides and tips... www.youtube.com/connects2



CAR CONNECTORS



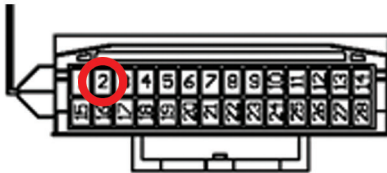
RED - 12V INPUT



WHITE - 12V OUTPUT



PURPLE - REVERSE INPUT



Reverse input position is pin 2 of the 28 way white connector on the back of the OEM head unit

